



















FATCA Survey Results for the American Chamber of Commerce in Japan (ACCJ)
 From 4/2/2015 to 4/15/2015







Q1. 1. Are you a U.S. citizen or U.S. permanent resident who lives in Japan?			
Responses	Count	%	Percentage of total respondents
Yes	82	95.35%	
No	4	4.65%	
(Did not answer)	0	0%	
Total Responses	86		

Q2. 2. Do you have a bank account in Japan?			
Responses	Count	%	Percentage of total respondents
Yes	78	90.70%	
No	2	2.33%	
(Did not answer)	6	6.98%	
Total Responses	86		

Q3. 3. If so, is the purpose of the account? (Check all that apply; if not, skip to the next question)			
Responses	Count	%	Percentage of total respondents
To receive salary	58	67.44%	
To pay living expenses	75	87.21%	
For investment	9	10.47%	
Prefer not to answer	1	1.16%	
Other (Please specify)	10	11.63%	
(Did not answer)	5	5.81%	
Total Responses	158		





Multiple answers per participant possible. Percentages added may exceed 100 since a participant may select more than one answer for this question.

Q4. 4. Do you have a securities or brokerage account in Japan?			
Responses	Count	%	Percentage of total respondents
Yes	16	18.60%	
No	65	75.58%	
(Did not answer)	5	5.81%	
Total Responses	86		






Q5. 5. Is the purpose of the account? (Check all that apply, if not skip to the next question)			
Responses	Count	%	Percentage of total respondents
To receive salary	1	1.16%	
To pay living expenses	1	1.16%	
For investment	15	17.44%	
Prefer not to answer	0	0%	
Other (Please specify)	4	4.65%	
(Did not answer)	66	76.74%	
Total Responses	87		

Multiple answers per participant possible. Percentages added may exceed 100 since a participant may select more than one answer for this question.






Q6. 6. Do you have a bank, securities or brokerage account in a country other than the U.S. and Japan?

Responses	Count	%	Percentage of total respondents
Yes	25	29.07%	
No	57	66.28%	
(Did not answer)	4	4.65%	
Total Responses	86		







Q7. 7. How much income do you receive from bank and securities accounts outside the U.S.?

Responses	Count	%	Percentage of total respondents
<\$100	45	52.33%	
>\$100	31	36.05%	
Prefer not to answer	4	4.65%	
(Did not answer)	6	6.98%	
Total Responses	86		







Q8. 8. How much time per year do you spend preparing material for your U.S. Federal and State tax returns, FBAR, FATCA and U.S. Treasury filings? Do not include time spent by your professional tax preparers.

Responses	Count	%	Percentage of total respondents
<10 hours	16	18.60%	
10 to 40 hours	50	58.14%	
>40 hours	16	18.60%	
(Did not answer)	4	4.65%	
Total Responses	86		


Q9. 9. How much do you (or your employer) pay each year for professional fees to prepare your U.S. Federal and State tax and financial reporting materials?

Responses	Count	%	Percentage of total respondents
<\$1000	21	24.42%	
\$1000 to \$5000	40	46.51%	
>\$5000	15	17.44%	
Prefer not to answer	6	6.98%	
(Did not answer)	4	4.65%	
Total Responses	86		

Q10. 10. How much do you (or your employer) pay each year for professional fees to prepare your Japanese tax and financial reporting materials?

Responses	Count	%	Percentage of total respondents
<\$1000	33	38.37%	
\$1000 to \$5000	33	38.37%	
>\$5000	9	10.47%	
Prefer not to answer	7	8.14%	
(Did not answer)	4	4.65%	
Total Responses	86		

Q11. 11. Do you pay the cost of your tax and financial reporting or does your employer pay?

Responses	Count	%	Percentage of total respondents
I pay	45	52.33%	

My employer pays	27	31.40%	
The cost is shared between my employer and me	8	9.30%	
Prefer not to answer	2	2.33%	
(Did not answer)	4	4.65%	
Total Responses	86		

Q12. 12. Are you tax equalized or tax protected?

Responses	Count	%	Percentage of total respondents
Yes	29	33.72%	
No	49	56.98%	
Prefer not to answer	3	3.49%	
(Did not answer)	5	5.81%	
Total Responses	86		

Q13. 13. On a net basis, in the aggregate, after credits but before equalization or protection, how much Japanese national income tax, Japanese local inhabitants tax and U.S. Federal and State income tax do you believe you pay?

Responses	Count	%	Percentage of total respondents
Less than I would pay in the U.S.	1	1.16%	
About the same as I would with the same income in the U.S.	16	18.60%	
About the same as a Japanese citizen with the same income would pay (but more than I would pay in the U.S.)	23	26.74%	
More than the higher of the two	38	44.19%	
Prefer not to answer	4	4.65%	
(Did not answer)	4	4.65%	
Total Responses	86		

Q14. 14. Has a non-U.S. bank or other financial institution refused to open an account or closed an account because you are a U.S. citizen? (Whether or not referring to U.S. reporting requirements as a reason for the refusal)

Responses	Count	%	Percentage of total respondents
Yes	24	27.91%	
No	57	66.28%	
Prefer not to answer	1	1.16%	
(Did not answer)	4	4.65%	
Total Responses	86		

Q15. 15. Has a U.S. bank refused to open an account, closed an account or required you to use a U.S. address because you are a U.S. citizen living outside the U.S.?

Responses	Count	%	Percentage of total respondents
A U.S. bank refused to open an account for that reason	13	15.12%	
A U.S. bank closed an account for that reason	4	4.65%	
A U.S. bank required me to use a U.S. address for that reason	31	36.05%	
No	34	39.53%	
Prefer not to answer	0	0%	
(Did not answer)	4	4.65%	

Total Responses	86		
------------------------	-----------	--	--

Q16. 16. Has a U.S. securities firm, mutual fund or retirement plan refused to open an account, closed an account or required you to use a U.S. address because you are a U.S. citizen living outside the U.S.?

Responses	Count	%	Percentage of total respondents
A U.S. firm refused to open an account for that reason	16	18.60%	
A U.S. firm closed an account for that reason	9	10.47%	
A U.S. firm required me to use a U.S. address for that reason	27	31.40%	
No	28	32.56%	
Prefer not to answer	2	2.33%	
(Did not answer)	4	4.65%	
Total Responses	86		

Q17. U.S. headquartered

Responses	Count	%	Percentage of total respondents
Positive	1	1.16%	
Neutral	32	37.21%	
Negative	44	51.16%	
(Did not answer)	9	10.47%	
Total Responses	86		

Q18. Japan headquartered

Responses	Count	%	Percentage of total respondents
Positive	1	1.16%	
Neutral	26	30.23%	
Negative	49	56.98%	
(Did not answer)	10	11.63%	
Total Responses	86		

Q19. Third Country headquartered

Responses	Count	%	Percentage of total respondents
Positive	0	0%	
Neutral	29	33.72%	
Negative	43	50.00%	
(Did not answer)	14	16.28%	
Total Responses	86		

Q20. 18. Do you have any other comments on these topics that you would like to include as part of the survey results?

Responses	Count	%	Percentage of total respondents
No	49	56.98%	
Yes, I have additional comments	30	34.88%	
(Did not answer)	7	8.14%	
Total Responses	86		